




Kentucky High School Athletic Association

2280 Executive Drive ° Lexington, KY 40505 ° www.khsaa.org ° (859)299-5472 (859)293-5999 (fax)

MEMORANDUM

To: Superintendent, Principal, and Athletic Director
Shawnee High School

From: Brigid L. DeVries, Commissioner
Larry Boucher, Assistant Commissioner 


Date: May 4, 2005

Subject: 2004-2005 Title IX Annual Report Forms Submission

Enclosed please find a copy of Form T-65, the 2004-2005 KHSAA Title IX Annual Report Submission Status Report. In addition, you may find an attachment with corrected copies of the forms submitted by your school personnel. Please review this information so the forms can be completed accurately in the future.

Also, KHSAA Audit Team Members may have requested resubmission of some of the 2004-2005 Annual Report Forms or need additional information on your athletic programs. Please submit this information by the date requested if this is applicable. Copies and all KHSAA Title IX documents must be kept current and included in your permanent Title IX File at the school. All documents are subject to Open Records Requests.

Should you need any further information, please do not hesitate to call anytime.



**KHSAA TITLE IX
ANNUAL REPORT SUBMISSION
STATUS REPORT
2004-2005**

KHSAA
Form T65
Revised 4/05

TO: KHSAA Member School Superintendents, Principals, and Athletic Directors

FROM: Brigid L. DeVries, Commissioner
Larry Boucher, Assistant Commissioner

DATE: May 4, 2005

School	Shawnee High School	Reviewed by	Phyllis Catlett
--------	---------------------	-------------	-----------------

The following is a status report regarding the required 2004 - 2005 Title IX Annual Report submission of forms due into the KHSAA office by April 15, 2005. Appropriate KHSAA Audit Team personnel have reviewed these forms and the following is a summary of this review.

I. Checklist of Forms properly submitted in a satisfactory manner:

✓	GE 19 (Annual Verification)	✓	T-35 (Budget Chart)
✓	T-1 (Summary Program Chart 1)	✓	T-36 (Budget Chart)
	T-2 (Summary Program Chart 2)	✓	T-41 (Checklist – Overall Interscholastic Program)
✓	T-3 (Summary Program Chart 3)	✓	T-60 (Corrective Action Plan)
✓	T-4 (Summary Program Chart 4)		

II. Status

A.		2004 – 2005 Forms are satisfactory and no further information or action is necessary at this time.
B.	✓	<p>Errors have been noted with respect to the following forms:</p> <ul style="list-style-type: none"> ▪ <i>Form T-2 (Summary Program Chart 2)</i> – A miscalculation was found on this form. <p>A corrected copy of this form has been returned to you for placement in your permanent Title IX file to ensure proper submission in the future.</p>
C.		The following forms were omitted and must be submitted by school representatives:
D.	✓	<p>Other Recommendation and Comments:</p> <ul style="list-style-type: none"> ▪ It is recommended that students be placed on the Gender Equity Review Committee, and that they be active members of the Committee. There should also be parent representatives and a coach from the female athletic program. ▪ No expenditures were given for boys' basketball. Even if there were no expenditures for equipment, travel had to be a cost if only for gasoline. If the School Board pays for travel, this should be so noted on the report. KHSAA Audit Team will continue to monitor expenditures for Shawnee High School. ▪ The participation of students in the athletic program appears to be the greatest challenge facing Shawnee, as well as finding funds to support and substantiate the program. ▪ If there is sufficient interest in softball and baseball, according to the most recent Student Survey given grades 9-11, the school is obligated to offer these two programs to the students of Shawnee High School

**ACCOMMODATION OF INTERESTS AND ABILITIES
SUMMARY PROGRAM CHART 2**

Participation Opportunities Test Two

Program			Column 1	Column 2	Column 3	Column 4	Column 5
			Number of Teams Currently Offered	Number of Participants	Number of Teams Added in Last Five Years	Number of Participants Added in Last Five Years	Percent of Total Participation By Sex Added in Last 5 Years
GIRLS	Row 1	varsity:	5	46	1	17	
	Row 2	j.v.:	1	10	0	0	
	Row 3	frosh:	0	0	0	0	
	Row 4	total:	6	56	1	17	37% —
BOYS	Row 5	varsity:	5	46	0	0	
	Row 6	j.v.:	2	31	0	0	
	Row 7	frosh:	1	16	0	0	
	Row 8	total:	8	93	1	15	16.12%

30%

For Column 1, list the number of interscholastic teams offered for girls and boys at each competitive level (varsity, junior varsity, and freshman). For girls, total each of the entries in Rows 1, 2, and 3 into Row 4. For boys, total Rows 5, 6, and 7 into Row 8.

For Column 2, list the number of participants at each level. For girls, total each of the entries in Rows 1, 2, and 3 into Row 4. For boys, total Rows 5, 6, and 7 into Row 8. **Note:** The totals in Row 4 for girls and in Row 8 for boys must be the same as the totals in Form T-1, Column 3, Rows 1 and 2 respectively.

For Column 3, list the number of interscholastic teams that have been added in the last five years at each competitive level. Count each team added during the 5 year period only one time. e.g. Girl's junior varsity soccer was added 3 years ago, count the team only once, not 3 times. For girls, total the entries in Rows 1, 2, and 3 into Row 4. For boys, total Rows 5, 6, and 7 into Row 8.

For Column 4, list the number of participants that are currently on each level of the teams that were added in the last five years. If a team was added previously but no longer exists, there are no current participants to be added for that team. For girls, total the entries in Rows 1, 2, and 3 into Row 4. For boys, total Rows 5, 6, and 7 into Row 8.

For Column 5, calculate the percentage of participants that have been added in the last five years. For girls, take the number in Column 4, Row 4 and divide by the number in Column 2, Row 4. For boys, take the number in Column 4, Row 8 and divide it by the number in Column 2, Row 8.

Note: If the percentage of current participants added in the last five years is 25% or greater, compliance with test two may be possible. If less than 25%, then compliance with test three should be analyzed. **CAUTION:** 25% is not a formal compliance standard.



Kentucky High School Athletic Association

**2004-2005 KENTUCKY HIGH SCHOOL ATHLETIC ASSOCIATION
ANNUAL VERIFICATION OF TITLE IX PROCEDURES**
(To be submitted by April 15, 2005 along with other required forms)

APR 14 2005

The SHAWNEE MCA High School, LOUISVILLE, Kentucky
(Name of High School) (City)

Certifies to the Kentucky High School Athletic Association that the following is an accurate and true representation of the facts surrounding compliance with 20 U.S.C. Sections 1681-1688, et. Seq. (also known as Title IX)

I certify the following provisions in accordance with records at the school contained in the permanent Title IX file, and to the best of my knowledge have completed the following tasks (All boxes must be checked).

- Established a gender equity committee at the high school. (list committee personnel and provide attachment if necessary)

Name	Address	Phone	Title
<u>ROBERT E. VINEGAR</u>	<u>4018 W. MARKET ST.</u>	<u>(502) 485-8683</u>	<u>ATHLETIC DIRECTOR</u>
<u>SHARON GRAY</u>	<u>4018 W. MARKET ST.</u>	<u>(502) 485-8326</u>	<u>ASSISTANT PRINCIPAL</u>
<u>EVELYN SPURLEY</u>	<u>4018 W. MARKET ST.</u>	<u>(502) 485-8326</u>	<u>DRILL TEAM SPONSOR</u>
<u>ALEX ABELL</u>	<u>4018 W. MARKET ST.</u>	<u>(502) 485-8326</u>	<u>CHEERLEADING/TRACK</u>
<u>JEFF BROOKS</u>	<u>4018 W. MARKET ST.</u>	<u>(502) 485-8326</u>	<u>BOYS BASKETBALL</u>

- Scheduled a minimum of three meetings during the 2004-2005 school year on the following dates:
September 28, 2004 @ 10:00 A.M.
October 6, 2004 @ 2:30 P.M.
March 25, 2005 @ 10:00 A.M.

- Designated the following person(s) as the Title IX coordinator for the school:

<u>ROBERT E. VINEGAR</u>	<u>ATHLETIC DIRECTOR</u>	<u>4018 W. MARKET ST.</u>	<u>(502) 485-8683</u>
Name	Title	Address	Phone

- Designated the following person(s) as the Title IX coordinator for the district:

<u>CHERYL D. WALKER</u>	<u>COMP. & INVEST. DIRECTOR</u>	<u>C.B. YOUNG SERVICE CTR. 3001 CRITTENDEN DRIVE</u>	<u>(502) 485-8683</u>
Name	Title	Address	Phone

- School personnel are continuing to make periodic reviews of the boys' and girls' athletics program reflected in the Corrective Action Plan.

- In addition to the above information, the above referenced school maintains a complete permanent file relative to Title IX records including copies of the self-assessment audit, all corrective action plans, and other related materials.

[Signature]
Principal's Signature

3/25 2005
Date

[Signature]
Superintendent Signature

[Signature]
School Board Chairpersons' Signature

(Send original copy to KHSAA - Maintain duplicate in Title IX school folder)

**ACCOMMODATION OF INTERESTS AND ABILITIES
SUMMARY PROGRAM CHART 1**

Participation Opportunities Test One

		(Column 1)	(Column 2)	(Column 3)	(Column 4)
	Program	Enrollment	Percentage of Total Enrollment	Number of Interscholastic Participants (double and triple count)	Percentage of Total Participation
Row 1	GIRLS	227	39.40%	56	37.60%
Row 2	BOYS	349	60.60%	93	62.40%
Row 3	Totals	576	100%	149	100%

Instructions:

*Number of 8th grade students & below used in Column 3 and Column 4 calculations if applicable: _____

- 1) Determine the total number of girls enrolled, (place in Row 1, Column 1). Determine the total number of boys enrolled, (place in Row 2, Column 1).
- 2) Add the total number of girls and boys enrolled to determine total enrollment, (place in Row 3, Column 1).
- 3) Calculate the percentage of total enrollment that is female. (Divide Row 1, Column 1 by row 3, Column 1 and place in Row 1, Column 2.) Calculate the percentage of total enrollment that is male. (Divide Row 2, Column 1 by Row 3, Column 1 and place in Row 2, Column 2.) Note: Row 1, Column 2 plus Row 2, Column 2 should total 100%.
- 4) Ask the head coaches to review the most updated eligibility or squad lists for their teams. Ask coaches to confirm the names of those individuals who are on the team as of the first **date of competition**, and cross out the names of those who were cut from the team or quit the team prior to the first competitive event. Determine the total number of interscholastic athletics participants that are girls, (and place in Row 1, Column 3). In order to determine the total number of athletics participants, an individual should be counted each time he or she participates on a team. For example, if Jane Doe competes on the varsity volleyball team, the junior varsity volleyball team, the junior varsity basketball team, and the varsity softball team, she should be counted as four participants (**do not include club or intramural sports participants, cheerleaders, dance teams, or pom squads**). Calculate the same way for boys and girls. * In addition, should 8th grade students and below play on a Freshman, Junior Varsity, or Varsity team, they should also be counted for each team and sport on which they participate. If applicable, please asterisk the above notation as to how many 8th grade students & below are included in the totals. Using the same procedure, determine the total number of interscholastic athletic participants that are boys, (and place in Row 2, Column 3). Add Row 1, Column 3 plus Row 2, Column 3 to get total participants and place in Row 3, Column 3.
- 5) Calculate the percentage of female participation. (Row 1, Column 3 divided by Row 3, Column 3 and place in Row 1, Column 4.) Calculate the percentage of male participation. (Row 2, Column 3 divided by Row 3, Column 3 and place in Row 2, Column 4.) Note: Row 1, Column 4 plus Row 2, Column 4 should total 100%.

Note: While being within three percent is not a formal compliance standard; if the percent listed in Row 1, Column 4 is within 3% of Row 1, Column 2, then it provides a good target within which compliance is likely.

Principal's Signature: _____

Date: 4/13/05

**ACCOMMODATION OF INTERESTS AND ABILITIES
SUMMARY PROGRAM CHART 2**

Participation Opportunities Test Two

			Column 1	Column 2	Column 3	Column 4	Column 5
Program			Number of Teams Currently Offered	Number of Participants	Number of Teams Added in Last Five Years	Number of Participants Added in Last Five Years	Percent of Total Participation By Sex Added in Last 5 Years
GIRLS	Row 1	varsity:	5	46	1	17	
	Row 2	j.v.:	1	10	0	0	
	Row 3	frosh:	0	0	0	0	
	Row 4	total:	6	56	1	17	37% — 30%
BOYS	Row 5	varsity:	5	46	0	0	
	Row 6	j.v.:	2	31	0	0	
	Row 7	frosh:	1	16	0	0	
	Row 8	total:	8	93	1	15	16.12%

- 1) For Column 1, list the number of interscholastic teams offered for girls and boys at each competitive level (varsity, junior varsity, and freshman). For girls, total each of the entries in Rows 1, 2, and 3 into Row 4. For boys, total Rows 5, 6, and 7 into Row 8.
- 2) For Column 2, list the number of participants at each level. For girls, total each of the entries in Rows 1, 2, and 3 into Row 4. For boys, total Rows 5, 6, and 7 into Row 8. **Note:** The totals in Row 4 for girls and in Row 8 for boys must be the same as the totals in Form T-1, Column 3, Rows 1 and 2 respectively.
- 3) For Column 3, list the number of interscholastic teams that have been added in the last five years at each competitive level. Count each team added during the 5 year period only one time. e.g. Girl's junior varsity soccer was added 3 years ago, count the team only once, not 3 times. For girls, total the entries in Rows 1, 2, and 3 into Row 4. For boys, total Rows 5, 6, and 7 into Row 8.
- 4) For Column 4, list the number of participants that are currently on each level of the teams that were added in the last five years. If a team was added previously but no longer exists, there are no current participants to be added for that team. For girls, total the entries in Rows 1, 2, and 3 into Row 4. For boys, total Rows 5, 6, and 7 into Row 8.
- 5) For Column 5, calculate the percentage of participants that have been added in the last five years. For girls, take the number in Column 4, Row 4 and divide by the number in Column 2, Row 4. For boys, take the number in Column 4, Row 8 and divide it by the number in Column 2, Row 8.

Note: If the percentage of current participants added in the last five years is 25% or greater, compliance with test two may be possible. If less than 25%, then compliance with test three should be analyzed. **CAUTION:** 25% is not a formal compliance standard.

2004-2005
ACCOMMODATION OF INTERESTS AND ABILITIES
SUMMARY PROGRAM CHART 3

Participation Opportunities Test Three

FOR ANY QUESTION ANSWERED "YES" IDENTIFY THE RESPECTIVE SPORT(S).

	GIRLS (Yes / No)		BOYS (Yes / No)
1. For a sport not currently played at the interscholastic level (varsity, junior varsity, or freshman) in your school, is there an intramural team offered for that sport?	NO		NO
2. For a sport <u>not</u> currently offered in your interscholastic athletics program, is there sufficient interest to form a viable interscholastic team based on participation on an intramural team or community recreation teams?	NO		NO
3. For a sport <u>not</u> currently offered, is there sufficient interest, based on your most recent Student Interest Survey, to form a viable interscholastic team based on student responses from the interscholastic survey? If yes, what sport?	NO		YES BASEBALL
4. For a sport currently offered at the varsity level only, is there sufficient interest, based on your most recent Student Interest Survey, to form a viable team for a junior varsity or freshman team that is not currently offered?	YES SOFTBALL		NO
5. For a sport currently offered at the junior varsity or freshman level is there sufficient interest, based on your most recent Student Interest Survey, to form a varsity team not currently offered?	NO		NO
6. If you answered YES to question (1), (2), (3), (4), or (5), are there enough high schools in your geographic area offering the sport (at the appropriate level) to allow for the development of a reasonable schedule of competition?	YES		YES

Principal's Signature: *M. G. O'Leary*

Date: 4/13/05

2004-2005
ACCOMODATION OF INTERESTS AND ABILITIES
SUMMARY PROGRAM CHART 4

Levels of Competition Test One

		Column 1	Column 2	Column 3
Girls	Team Levels	Number of Teams Currently Offered	Number of Participants	Percentage of Participants at Each Level
Row 1	varsity:	5	46	82.14%
Row 2	j.v.:	1	10	17.86%
Row 3	frosh:	0	0	0%
Row 4	total:		56	100%
Boys				
Row 5	varsity:	5	46	49.50%
Row 6	j.v.:	2	31	33.30%
Row 7	frosh:	1	16	17.20%
Row 8	total:		93	100%

- 1) Column 1, list the number of interscholastic teams offered for girls and boys at each competitive level; varsity, junior varsity, and freshman. (Refer to Form T-2, Accommodation of Interests and Abilities, Summary Program Chart 2, Column 1.)
- 2) For Column 2, list the number of participants at each level. For girls, total the entries in Rows 1, 2, and 3 into Row 4. For boys, total the entries in Rows 5, 6, and 7 into Row 8. (Refer to Form T-2, Accommodation of Interests and Abilities, Summary Program Chart 2, Column 2.)
- 3) For Column 3, calculate the percentage of female and male participants at each level.
For girls' varsity, junior varsity, and frosh, respectively:
 - Divide Column 2, Row 1 by Column 2, Row 4, and place the percentage in Column 3, Row 1.
 - Divide Column 2, Row 2 by Column 2, Row 4, and place the percentage in Column 3, Row 2.
 - Divide Column 2, Row 3 by Column 2, Row 4, and place the percentage in Column 3, Row 3.
 -
 For boys' varsity, junior varsity, and frosh, respectively:
 - Divide Column 2, Row 5 by Column 2, Row 8, and place the percentage in Column 3, Row 5.
 - Divide Column 2, Row 6 by Column 2, Row 8, and place the percentage in Column 3, Row 6.
 - Divide Column 2, Row 7 by Column 2, Row 8, and place the percentage in Column 3, Row 7.

Principal's Signature: _____

Date: _____

**2004-2005
BUDGETED AND ACTUAL EXPENDITURES - PROGRAM COMPARISON CHART
TO INCLUDE BOOSTER CLUB FUNDING**

	equipment and supplies	travel	awards	coaches' salaries (to include supplemental and extended employment)	facilities improvements	publications (if sport-specific)
	Expenditures	Expenditures	Expenditures	Expenditures	Expenditures	Expenditures
G basketball	\$1260.00	0	\$14.65		0	0
B basketball	0	0	\$14.65		0	0
G softball	0	0	0	0	0	0
B baseball	0	0	0	0	0	0
G cross country	0	0	\$33.50		0	0
B cross country	0	0	\$33.50		0	0
G golf	0	0	0	0	0	0
B golf	0	0	0	0	0	0
G soccer	0	0	0	0	0	0
B soccer	0	0	0	0	0	0
G swimming	0	0	0		0	0
B swimming	0	0	0		0	0

1. Total expenditures on T-35 and T-36 on the 2004-2005 year report due by April 15, 2005, should reflect the total monies spent (rounded off to nearest hundred) for the entire year of 2003-2004 ending June 30, 2004.
 2. Booster Club Funding/Contributions must be included in the expenditures total.

Date: 4/13/05

Principal's Signature: Date: _____

**2004-2005
BUDGETED AND ACTUAL EXPENDITURES - PROGRAM COMPARISON CHART 2
TO INCLUDE BOOSTER CLUB FUNDING**

Teams	equipment and supplies	travel	awards	coaches' salaries (to include supplemental and extended employment)	facilities improvements	publications (if sport-specific)
	Expenditures	Expenditures	Expenditures	Expenditures	Expenditures	Expenditures
G track	\$340.00	\$120.00	\$14.65		0	0
B track	0	\$110.00	\$14.65		0	0
G tennis	0	0	\$14.65		0	0
B tennis	0	0	\$14.65		0	0
G volleyball	0	0	0	0	0	0
B wrestling	0	0	0	0	0	0
G (list sport)						
B (football)	\$308.00	0	\$33.50		0	0
G (list sport)					0	0
B (list sport)					0	0

- Total expenditures on T-35 and T-36 on the 2004-2005 year report due by April 15, 2005, should reflect the total monies spent (rounded off to nearest hundred) for the entire year of 2003-2004 ending June 30, 2004.
- Booster Club Funding/Contributions must be included in the expenditures total.
- Indicate percentage of total expenditures for each gender: Total Expenditures \$ 2326.40 % for boys 22.73% % for girls 77.26%

Principal's Signature: *M. E. [Signature]* Date: 4/13/05

EXTRA SERVICE PAY SCHEDULE 2003-04

ATHLETIC AND RELATED ACTIVITIES IN SENIOR HIGH SCHOOLS

TITLE		STEP 0	STEP 1	STEP 2	STEP 3	STEP 4
Athletic Director		3926	4539	5153	5766	6380
Head Football		3272	3783	4294	4805	5316
Head Basketball (1)		3272	3783	4294	4805	5316
Asst. Football		1963	2270	2576	2883	3190
JV Basketball (1)		1963	2270	2576	2883	3190
Track (1)		1963	2270	2576	2883	3190
Baseball		1963	2270	2576	2883	3190
Softball		1963	2270	2576	2883	3190
Wrestling		1963	2270	2576	2883	3190
Volleyball		1963	2270	2576	2883	3190
Cheerleaders		1963	2270	2576	2883	3190
JROTC Rifle Team		1963	2270	2576	2883	3190
Sch Tech Coordinator		1963	2270	2576	2883	3190
Drill Corps		1636	1895	2147	2403	2658
Cross Country (1)		1636	1895	2147	2403	2658
Field Hockey		1636	1895	2147	2403	2658
Soccer (1)		1636	1895	2147	2403	2658
Tennis (1)		1636	1895	2147	2403	2658
JV Volleyball		1309	1513	1718	1922	2127
Golf (1)		1309	1513	1718	1922	2127
Swimming		1309	1513	1718	1922	2127
Chess Sponsor		1309	1513	1718	1922	2127
ROTC Drill Team		1309	1513	1718	1922	2127
Asst. Wrestling (2)	26	1309	1513	1718	1922	2127
Asst. Field Hockey (2)	JV SCH	1309	1513	1718	1922	2127
Asst. Track (1)(2)	32	981	1135	1288	1441	1595
Asst. Soccer (1)(2)	JV SCH	981	1135	1288	1441	1595
Freshman Basketball (1)		981	1135	1288	1441	1595
Freshman Football		981	1135	1288	1441	1595

ASSISTANT ATHLETIC DIRECTOR'S (GAME MANAGERS)

TITLE		STEP 0	STEP 1	STEP 2	STEP 3	STEP 4
Assistant Athletic Director		1700	2000	2300	2600	3000

Schools will be required to pay the listed Board approved scale. However, step progression is not mandatory.

SCHOOL FUNDED SPORT/SUPPORT POSITIONS

TITLE		STEP 0	STEP 1	STEP 2	STEP 3	STEP 4
SCHOOL FUNDED SPORT/SUPPORT		200	500	800	1100	1400

Schools will be required to pay the listed Board approved scale. However, step progression is not mandatory.

2004-2005 KHSAA TITLE IX ATHLETICS AUDIT
Checklist - Overall Interscholastic Athletics Program

KHSAA
Form T41
Rev. 10/04

DIRECTIONS:

For the Areas of Compliance (Opportunities and Benefits) listed on the left hand side of the page, place a checkmark under the appropriate column identifying whether your school provided an advantage to the Girls' Program, or to the Boys' Program or to Neither Program.

Areas of Compliance:	ADVANTAGE TO:		
	GIRLS' PROGRAM	BOYS' PROGRAM	NEITHER PROGRAM
OPPORTUNITIES			
Accommodation of Interest and Abilities			X
BENEFITS			
Equipment and Supplies			X
Scheduling of Games and Practice Time			X
Travel and Per Diem Allowances			X
Coaching			X
Locker Rooms, Practice and Competitive Facilities			X
Medical and Training Facilities and Services			X
Publicity			X
Support Services			X
Athletic Scholarships			N/A
Tutoring			X
Housing and Dining Facilities and Services			N/A
Recruitment of Student Athletes			N/A

Principal's Signature: *M. G. [Signature]* Date: 4/13/05

SCHOOL NAME

2004-2005
TITLE IX


SHAWNEE MCA HIGH SCHOOL

CORRECTIVE ACTION PLAN

DIRECTIONS:

1. For Column 1, indicate the intended area which needs corrective action in order to achieve gender equity. For Column 2, write the suggested change or activities that will correct the area in need of alteration. For Column 3, include the estimated completion date for the changes or activities.
2. It is possible to attain compliance with Title IX and no longer need "corrective" action. However, the KHSAA strongly encourages compliant schools to identify items for improvement (Column 1), activities to accomplish the improvement (Column 2) and a timetable for completion (Column 3) that will strengthen the athletic program.
3. You may copy this form as needed. Please attach corrective action plans along with audit forms and submit by April 15, 2005.

COLUMN 1 ITEM FOR CORRECTION/ IMPROVEMENT	COLUMN 2 SUGGESTED CHANGE/ ACTIVITIES	COLUMN 3 TIME TABLE FOR CORRECTIVE ACTION/ COMPLETION
Girls Golf Team	Starting a golf team-Hired a coach and acquired the equipment; recruiting from within the building	2005-2006 School Year
Girls Softball	Add a JV Team - recruit more girls from the building	2005-2006 School Year
Girls Softball	Repair Practice/Game Field; secure home field for Metro Parks	2005-2006 School Year
Girls Basketball	Move to Large Gym Restroom/Locker Room; Repair Showers and renovate	2006-2007 School Year
Girls Volleyball	Begin Team/Find Funds to Purchase Uniforms and Equipment	2006-2007 School Year

Principal's Signature: 

Date: 4/13/05

2005-2006 INTERSCHOLASTIC ATHLETICS SURVEY
Summary of Student Responses

School Name	SHAWNEE MCA HIGH SCHOOL
School Enrollment	576
Date	APRIL 15TH, 2005
Completed By	ROBERT VINEGAR, RAA, AD

Instructions:

1. Summarize the Student Athletics Interest Surveys Form T-61 by listing the total number of responses on the line next to each sport.
2. Under the Other Category please provide a listing of the sports as well as the number of students who are interested in participating.
3. Please sign and date the Summary Form (T-63) and mail the Summary Form only to the KHSAA by April 15, 2004. Do not mail the student surveys (Form T-61). However, these Forms should be maintained in your files in the event they are requested subsequently.

502 Number of Surveys

413 Total Returned (*A minimum of 80% return is expected*)

9-11 Grades Surveyed (*Should be grades 9-11 and 8th grade if school has a feeder system*)

How Was The Survey Administered? SENT TO ALL 9TH -11TH ENGLISH CLASSES
(e.g. was it given in all English classes, or all home rooms, or advisee/advisor?)

Fall Sports (List Total Number of Participation Responses)

11 Cross Country (Girls)
09 Cross Country (Boys)
02 Field Hockey (Girls)
67 Football (Boys)
05 Golf (Girls)
07 Golf (Boys)
05 Soccer (Girls)
06 Soccer (Boys)
07 Volleyball (Girls)
02 Volleyball (Boys)

Winter Sport (List Total Number of Participation Responses)

33 Basketball (Girls)
65 Basketball (Boys)
05 Gymnastics (Girls)
17 Indoor Track (Girls)
19 Indoor Track (Boys)
02 Swimming & Diving (Girls)
01 Swimming & Diving (Boys)
08 Wrestling (Boys)

Spring Sport (List Total Number of Participation Responses)

- 16 Baseball (Boys)
- 15 Fast Pitch Softball (Girls)
- 10 Slow Pitch Softball (Girls)
- 11 Tennis (Girls)
- 15 Tennis (Boys)
- 17 Track (Girls)
- 18 Track (Boys)

Other Sports (From Student Survey T-61 Question 10)

Name of Sport	Number of Students Interested In Participating
_____	_____
_____	_____
_____	_____
_____	_____
_____	_____
_____	_____
_____	_____
_____	_____

Number of Students who participate in Intramural Sports.
(From Student Survey T-61 Question 5)

<u>Sport</u>	<u>Number</u>
_____	_____
_____	_____
_____	_____
_____	_____
_____	_____
_____	_____

List Intramural Sports students are interested in adding:
(From Student Survey T-61 Question 6)

<u>Sport</u>	<u>Number</u>
Baseball	<u> 17 </u>
Co-Ed Volleyball	<u> 2 </u>
Bowling	<u> 2 </u>
Golf	<u> 5 </u>
Basketball	<u> 60 </u>
_____	_____



TITLE IX
FIVE-YEAR ACCOMPLISHMENTS
1999-2004

KHSAA
Form T68
Rev. 9/03

At the end of this school year, as we complete the 5-year KHSAA Title IX Compliance Project, the KHSAA will provide the Kentucky Department of Education a status report of accomplishments. Please review your school's progress since 1999-2000 and itemize those accomplishments, which you feel you have made in your efforts to provide greater gender equity in athletics at your school.

(For example: Softball field lights (or other improvements), specific amounts of "prime time" playing opportunity adjustments, cheerleading balance, equitable equipment replacement schedules, equitable pay for coaches, equitable opportunities for facilities use, establishment of additional sports, establishment of more teams at various levels, equalizing number of contests per season, etc., etc.)

Opportunities (Example: Sports or Levels of Teams Added for Girls)	Added Girls Cross Country -- 2004 Added JV Basketball to the 2004 schedule
Equipment and Supplies (Example: New Equipment -- batting cages, soccer goals, uniforms, balls, bats, etc.)	New Girls Uniforms for 2003-Girls Track, 2004-Girls Basketball, 2004-Girls Softball and Catchers Equipment
Scheduling of Games and Practice Times (Example: 50/50 scheduling ratio of boys' games to girls'. Additional weekend "prime time" opportunities)	50/50 Scheduling Ratio in place Primetime & Weekend Games scheduled evenly

KHSAA
Form T68

<p>Travel and Per-Diem (Example: Spring Break Trip for Softball, Upgrade of meals or meal opportunities)</p>	<p>Even opportunities offered to all sports</p>
<p>Coaching (Example: Hiring of additional coaches, paying equitable salaries)</p>	<p>Hired two female coaches for two female sports: Cheerleading and Softball</p>
<p>Locker Rooms, Practice and Competitive Facilities (Example: New or Renovated Facilities)</p>	<p>NO</p>
<p>Medical and Training Services (Example: Additional or equitable sports coverage by medical support personnel, access to weight room)</p>	<p>NO additional medical services Weigh room is available to all</p>
<p>Publicity (Example: New or improved promotional opportunities at sporting events: 1. Dance/Pep/Cheerleaders 2. Posters 3. Radio/Television)</p>	<p>Maintained a Dance and Cheerleading Team</p>
<p>Support Services (Example: Additional funding for girls' sports)</p>	<p>Girls Basketball & Girls Track Coach secured funds for both teams and purchased uniforms.</p>

Principal's
Signature: _____

M. G. [Signature]

Date: _____

4/13/05